




PROUDLY SPONSORED BY



THS News

Board Officers

Padma Kuppa
President

Michael Nowosatko
Vice President

Ken Meskin
Treasurer

John Lavender
Assistant Treasurer

Kris Rose
Secretary

Board Members

Howard Adams

Barbara Chambers

Kevin Enright

Aditya Ezhuthachan

Ken Heck

Judy Iceman

Kevin Lindsey

Jagdish Karira

Sue Lavender

JoAnn Preston

Ex Officio

Jen Peters
Executive Director

Publishing Schedule

Spring: March - May

Summer: June - August

Fall: September -
November

Winter: December -
February

**Enjoy your seasonal
Village Press!**

New Faces

This winter we are welcoming Rhonda Wise to the Village in the Business Manager position. Rhonda has visited the Village as a parent on a field trip and is excited to be part of our great programs and events! She is very involved in Eisenhower Elementary and the Fraser Schools and once upon a time managed several of the Buick Scramble events. She will continue to work part time as the Executive Secretary with another non-profit as she is with us (she loves non-profits!) and appreciates our flexibility and family-friendly work environment.



We are also welcoming new board member Ken Heck. Ken and his wife, Cindy, have been members of the Village for a few years now, enjoying several of our programs and activities. You may have also seen Ken directing cars at the most recent Troy Traffic Jam. Ken is a retired project director and is most looking forward to working on the new Village Master

Plan to improve the use of our spaces in all of our programming.

Grant Updates

This fall we received a \$4,000 Filmer Foundation Grant and a \$2,500 Bridging Michigan Grant from the Michigan Humanities Council to support our new Indigenous Voices program. We've been working to launch this program for Troy School 5th graders for several years. These grants along with Indigenous Partners from the Anishinaabek community allowed us to welcome five of our Troy elementary schools to the Village this year. Our goal is expand this to all twelve elementary schools next fall.

The Kresge Foundation has awarded us with a \$15,000 Detroit Arts Support Grant over the next three years. These grants support arts and cultural organizations that contribute to the quality of life and provide opportunities for people of all backgrounds. The unrestricted operating funds will go towards all the programs you love!



Focus on Fund Development

Welcome to "Focus on Fund Development," a new feature that you will find in each Village Press newsletter. You are familiar with membership and annual appeals—two foundational ways to financially support the

Village. These articles will help you, our supporters, understand new ways you can help the Village grow as we expand our Fund Development goals.

As we enter the Spring of 2023, people are addressing their taxes and often take the time to review their financial planning as well. Now is a great time to review your current financial plan and Will to determine if it meets your goals. Whether you have a current plan or are just creating one, you want a Will that provides a secure future for your loved ones and intended beneficiaries.

Beyond a basic Will, an Estate Plan can create a legacy with your assets. You can support your family as well as your favorite charitable organizations. It is a way to honor the places, activities, and causes that have added meaning to your life.

In all cases, a donor considering a gift should consult with his/her financial, legal, or tax advisors. Should you want to include the Troy Historic Village as a beneficiary, we will be able to provide further information and giving options to make that happen. Please don't hesitate to contact Sharon Snyder, Community Development Director at 248.524.3571 (Direct Village Line) or ssnyder@thvmail.org.



Executive Director...

Jen Peters

Looking towards growth

I am anxiously awaiting my favorite plant catalog! I admit, I will look through any plant or seed catalog you drop in my box, but the one I use and enjoy the most is from a company that specializes in midwestern native flowers, shrubs, and grasses. Not only does it give me inspiration and ideas, but it's filled with information like what plants will do well in my terrible clay soil. It also encourages me to add plants that will help me reach my long-term goal of creating a naturalized and colorful garden that should help support the bugs, birds, and butterflies I enjoy watching.



We are thick in the planning stages here at the Village too! Yes, some of those plans involve seed and plant catalogs as flower beds and garden beds begin to take shape in the minds of hopeful gardeners. We're planning summer and fall activities, getting pieces in place for new education programs, and determining what we have the resources to do now and what needs to be set aside for the moment. Like any gardener can tell you, anything can be done instantly with unlimited time and money, but more often the long-term vision is worked on a piece at a time as resources are available. The same goes for our programs! Sometimes we have a great idea but don't have the right resources...yet...so it gets set aside until it we get a few more pieces in place.

One thing that has been holding us back is our Master Plan. Back in 2009 we developed a site plan that would incorporate the Niles-Barnard House and envisioned a new visitor center, parking lot arrangement, and visitor flow. We were able to get the Niles-Barnard House moved but had to wait on other plans as resources changed. Now almost 13 years later it's time to reevaluate that plan, bringing to the table our COVID experience, changing school needs, and our desire to increase capacity for other programs. We're also working to develop and grow our Fund Development Committee! As part of our Strategic Plan, we determined this committee would be important in securing the short-term and long-term financial needs of the Troy Historic Village.

Much like my personal work to transform my garden over time, we're putting important pieces in place to transform the Village in the years to come. You'll still have the great field trips, programs, and events you enjoy, but we'll be able to do them better! The Master Plan is an obvious element as it maps out our goals for improving the physical spaces of the Village, but we can't ignore the importance of growing our Fund Development Committee to continue our mission to engage the community and enable life-long exploration of history through creative, meaningful experiences.



Address:
60 W. Wattles Rd.
Troy, MI 48098

Website:
www.troyhistoricvillage.org

Facebook:
[/troyhistvillage](https://www.facebook.com/troyhistvillage)

Village Critter Corner:
[/cheddarthevillagemouse](https://www.facebook.com/cheddarthevillagemouse)

Twitter & Instagram:
[@troyhistvillage](https://www.instagram.com/troyhistvillage)

Spring Hours:
Monday – Friday, 10am – 3pm
Select Saturdays & Sundays
for special events and rentals
Closed: May 29

Admission:
Adults \$7, Seniors \$5,
Children 6-12 \$5
Children under 6 FREE
Troy Historical Society
Members FREE



CONGRATULATIONS!

Youth Program Director Alex Konieczny and wife Jess welcomed their daughter to the world and to the Village this past January!

The Troy Garden Club: Parsley, Sage, Rosemary &...Love

by Mike Imirie, www.wordsmithllc.org

The water may come from spigots and rain barrels all around Troy Historic Village, but the love comes from the members of the Troy Garden Club.

What love, you might ask?

When visitors set foot on the green at Troy Historic Village, they will naturally recognize and enjoy the vintage structures which bring history to life. The General Store, for example. Poppleton School. The 1837 Methodist Episcopal Church which used to serve our dusty little village long before it became the city of Troy.

It's less likely that those same visitors will notice that the appearance—indeed, the ambience—of those historic Village buildings is aided in subtle yet lovely ways by the gardens and the beds which abut them.

Did you know, for example, that the gazebo in the very center of the Village is flanked by five different flower beds? Were you aware that there are three formal gardens on the grounds: the Herb Garden south of the Log Cabin, the ABC garden between Caswell and the school, and the Pioneer Vegetable Garden, with its 17 raised beds, just north of the Log Cabin? To say nothing of the nine flower beds which surround Niles-Barnard House, or the smaller beds adjacent to the Town Hall, the Print Shop, the Parsonage, and the Church. *Oh, my!*



In short, everywhere visitors look there are designated and deliberate places for living things...which add life to the inanimate things at the heart of our Village.

No matter how green your thumb, you know that gardens and flower beds don't tend themselves. Nope. There needs to be planning, attention, nutrients, water...and love.

But who addresses such needs? And how does that work get done?

The circa-1971 Troy Garden Club gets the credit! The members of this independent, city-wide non-profit organization are responsible for each year's planning, planting, weeding, edging, mulching and other vital green thumb ingredients. Year after year, these 80+ men and women provide the nutrients and the sweat equity which make the Village's gardens and beds come alive.

According to Judy Cornellier, who has been an enthusiastic member since 1971—as well as a four-time president—the mission of the Garden Club has always been threefold: 1) to teach horticultural best practices; 2) for members to learn from each other; and 3) for participants to create and enjoy a special sense of community. More philosophically, Judy says the Club prides itself on “bringing color and light” to places all around Troy.





Throughout the 5-acre Village plot, plants are selected for characteristics of color, texture, usefulness for pollinators, hardiness, and uniqueness of name to fill the plant alphabet (!) and care requirements.

At Troy Historic Village, a particular garden highlight is found in the unusually-named ABC Garden, located between Poppleton School and the Caswell House. Longtime member Karol Carter explains that this garden, developed in 2007, features perennials beginning with each letter of the alphabet. Plant markers display the plants' common names so children can relate. Examples? Balloon flower, eyeball plant, lamb's ear, money plant, and popcorn plant. The names alone are enough to excite the kids!

It's not all sweetness and light, however. A worrisome annual challenge is presented by "Steve." Karol explains, "Steve is the resident groundhog who resides in the 'MNOP' section of the ABC garden. Groundhogs, you see, can be quite destructive to gardens. We have a fragile 'truce' established, but it's

totally controlled by Steve. I certainly hope he extends it into 2023!"

Club members meet formally once each month. Lunch is provided, a horticultural update is given, and an outside gardening expert shares her/his insights with members. Importantly, wonderful fellowship takes place in and around these agenda items. Equally importantly, you don't have to be a Club member to take part.

In addition to its hands-on gardening work at THV, the Club cheerfully delivers other civic priorities. It cultivates the gardens you see approaching the front door at the Troy Library, for example. It contributes to Troy's Lloyd Stage Nature Center. It donates fresh flowers each month to the reception centers at Beaumont Hospital in both Troy and Royal Oak. And it offers partial tuition scholarships annually to students who plan to study and make careers in horticultural fields.

What's next for the Troy Garden Club? Club President Linda Forrester has a wish list. "It would be nice to give away more scholarships. Also, it would be a treat to be able to hire top speakers in specific horticultural fields. To hear experts such as Pieter Oudolf explain how he designs a garden would be fascinating! I just thought of something else: an underground automatic sprinkler system for the Village so our members wouldn't have to water every day during Michigan's hot, dry spells!"

Here are two more pieces of encouragement from the Troy Garden Club. #1 - You don't have to live in Troy to belong. #2 - Garden fans at any level are very welcome to enjoy monthly meetings as guests, learn from wonderful speakers in the craft and meet kindred gardening spirits. Ms. Forrester advises: "Our members take great pride in making the Village gardens look beautiful, but we enjoy our remarkable fellowship even more."

That's why it's no stretch at all to insist that, season after season, the Troy Garden Club successfully incubates and harvests parsley, sage, rosemary and...love.

Note: Troy Historic Village archives the scrapbooks of the Troy Garden Club from the earliest years to at least 2015. (There was a dedicated scrapbook person in the Garden Club who retired from her post at that point.) THV archivist Elizabeth Thornburg advises: "We still receive annual reports and some photographs. We enthusiastically solicit and gratefully accept any and all additions to this collection!"

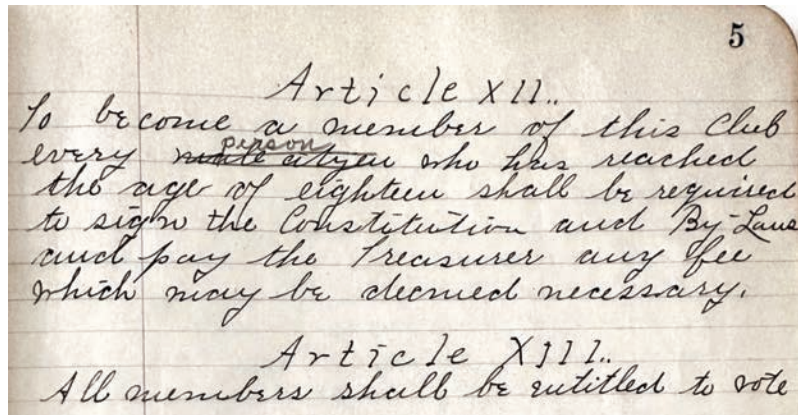


Interested in joining? Contact the Village and we'll connect you!

Troy Farmers Club

By: Stephanie Arwady, Adult Programs Director

On August 7, 1897, a number of Troy families gathered at the home of Mrs. Bell Cone. They ate, they sang, and they discussed the best ways to get rid of noxious weeds and whether it was more profitable to sell milk or make butter. They debated questions like “What will they do with the North Pole when they find it?” and “Why are women called the weaker sex?” and “To what extent is the Secretary of Agriculture beneficial to the farmer?” Someone suggested that anyone who failed to appear at the group’s future gathering ought to “send a good excuse or pay a fine.”



Articles XII and XIII of the Troy Farmers Club constitution.

This was the fifth monthly meeting of the Troy Farmers Club.

Founded in April of 1897, the stated purpose of the club was not only to help Troy farmers succeed in raising healthy crops and livestock, but also to stimulate their intellectual and cultural growth at a time when America’s rising city population increasingly saw farm families as uneducated and unsophisticated. Reforming this negative opinion was a goal of the Grange, the national organization founded by O. H. Kelley in 1867 with an “aim to advance agriculture to a higher rank.”

Like the Grange, the Troy Farmers Club also featured roles for women, although not always on an equal basis with men. The club’s constitution outlined who could become a member—initially, it was restricted to any “male citizen who has


reached the age of eighteen,” but “male citizen” was crossed out soon after and “person” written in to replace it. Nearly half the club’s members were women, and it was decided at the first meeting that all members had the right to vote. Women ran for officer positions within the club, too, although they did not tend to win the post of president.



The club voted to have programs professionally printed.

Issues important to women were frequent topics of discussion at club meetings. Members talked about widows’ rights, woman suffrage, and whether or not women should have an allowance. Many of the monthly discussion topics came from the Question Box, the club’s grab bag of “spicy” member-submitted inquiries, but individuals also prepared brief talks each month which they shared before opening the floor to debate and discussion.

Club activities took place outside of club meetings, too. Each month, a small group of appointed inspectors visited one member’s farm to evaluate it; the viewing committee reported in September 1899 of one farm: “Raspberries good but weedy [...] Buildings in good repair much improved in the last year.” The club sent a delegation to the larger association of state farmers clubs, and there was even talk of sponsoring one member to attend a class at the new Agricultural



Each month, the secretary recorded the club's proceedings in this book.

All of these concerns are captured in two volumes of Troy Farmers Club secretary books held in the collection at the Troy Historic Village. Spanning the years 1897-1912, these reports reveal how Troy's late 19th- and early 20th-century farm families learned from one another, sharing their best techniques for growing produce and raising livestock, as well as literary and social topics that connected them to the larger, changing world around them.

College (today's Michigan State University) to see if it lived up to the hype.

Troy Farmers Club members also weighed in on local issues outside of farming, discussing the idea of an "electric road" through Troy as the Detroit United Railway's electric interurban expanded into the area. They wrote to their congressman requesting to be part of the U.S. Postal Service's rural free mail delivery system, and went one step further, coming up with their own route for the mail carrier to follow. They looked beyond Troy, too, voting in 1908 to donate \$10 for "the new hospital at Pontiac," the facility at Huron and Johnson that became known as Pontiac General Hospital.

They thought about the future and what it might hold for their way of life, debating if primary schools were "turning out boys and girls satisfactory for life on the farm" and if it was really necessary for farmers' children to attend college. They worried about their representation in government; in November 1900, Mr. Jennings, Mr. Harper, and Mr. Norton were of the opinion that the "Capitol at Lansing needed cleaning out from cellar to garret and [that they should] put honest men in and have them stay honest throughout."



This photo might have been taken during the August 6, 1910 club meeting: "A picnic was held with about seventy members and friends present. A bounteous dinner was served, the group photographed and the time spent in visiting and swinging." Troy Farmers Club Secretary's Book (1904-1912)

Shifting Tapestry of Troy in the First Half of the 20th Century

By Matthew Hackett, History Interpreter

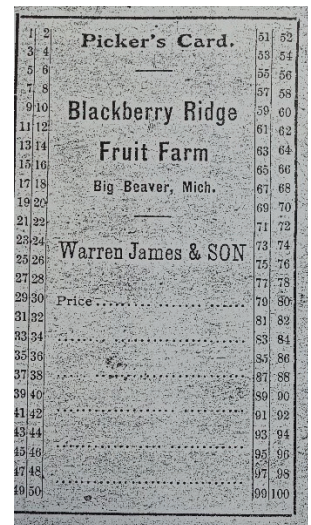
The memories are alive but fading into the past. Farmers still kept pigs and horses for their own use into the 1950s. The Barnards raised a handful of sheep. Plenty of folks had good-sized gardens growing enough to share or sell, but being identified as a farmer and making it one's sole occupation, that was over. You could see horses in a Troy field at Livernois and South Blvd until the late 1970s. However, most major livestock raising was discontinued in Troy by 1930.

Further back, straddling the 19th and 20th centuries, Warren and Sarah James (and Son) encouraged picking and buying at Blackberry Ridge Fruit Farm, using 'Big Beaver' as the location. The James house was on Rochester Road, south of 16 Mile in Sect. 27, with more land into Section 26 (east, toward Stephenson Hwy.) Warren lived to age 78, dying in 1931.

Outside of memory, we know what was happening in these local 36 square miles thanks to the Troy Township 1930 Census. Heads of Households reported these occupations:

25 Truck Farmers
15 Auto Factory Work
9 Gravel Mining
6 Cement Block Mnfr/ Sales
6 Poultry Farms
6 Dairy Farms
5 had Nursery Occupations (Davis, Fetterly, Haven, Wilbrett, White)

3 Green Houses (Campbell, Cole, Parmenter)
2 Florists (Balden and Beard)
2 Hog Farms
2 Aviator / Aviation
1 Chick Hatchery –run by the Dean Family
1 Horse Stockfarm (for breeding)—run by Edward Davis
Zero were identified as Sheep farmers

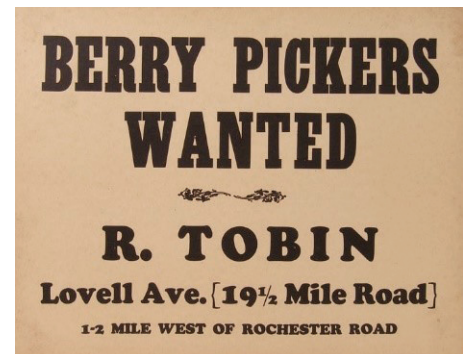


Let's locate some of these 1930 family operations on the map of Troy:

Section 3 Tobin--Berry Farm on Lovell Ave

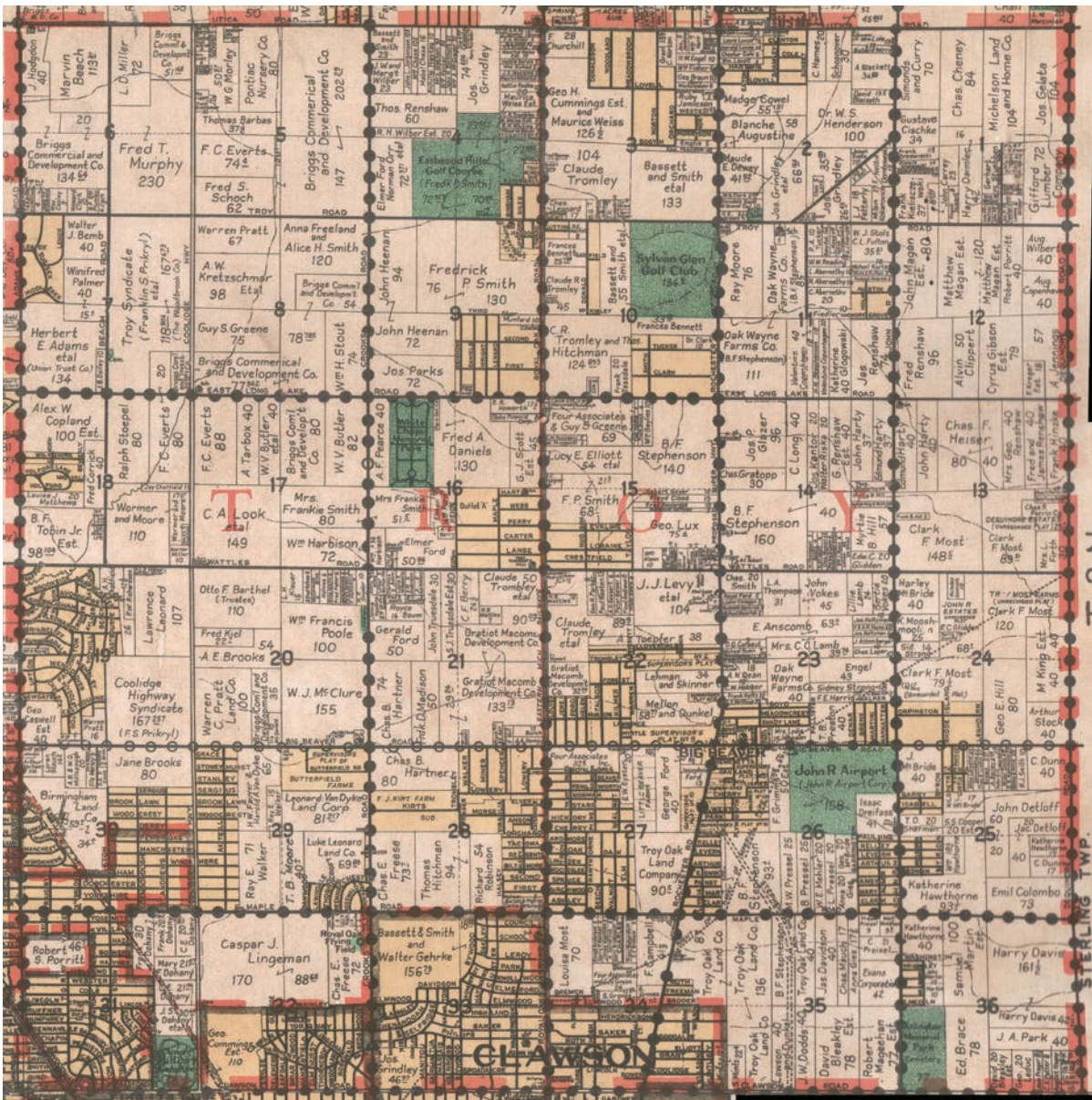
In 1930, TOBIN, Richard, 46, born in MI, parents—born in Irish Free State. Truck Driver is occupation. Christina, 47, born MI, parents—born in Germany. Section 3 neighbors of the Tobins include the Fairchild family, Lowell and Mary. The census shows they have sons Donald and John. John and Don Fairchild later served in World War II. In that same square mile, the Nortons, Clarence and Garnet, no kids, ran a small dairy farm in addition to Clarence's work as a Forge Inspector.

Before leaving Section 3, find Peacock's Poultry Farm still in operation in the 21st century, accessible from Rochester Road south of South Blvd. Peacock Street is in the subdivision behind them.



Section 7

Bailey's Vineyard, where today's Vineyards Road intersects Adams (north of Long Lake). A 1927 map shows Herbert Adams as the property's owner. Bailey's Grapes operated at that location for 30-35 years into the 1990s. Village Staff member Matt Hackett had a neighbor, Lettie Spock, who sourced grapes from Bailey's annually. She used them for homemade winemaking!



Section 29

Today's Kirts Boulevard (west of Crooks) and Golfview (east of Coolidge) saw lots of landscaping activity in the late 1920s and early 1930s; the activity left very little good soil behind. Township resident Ray Walker called it "removing the overburden." The land was scraped of its thin topsoil to reveal sand that was sold for building and cement block making. In Troy, at least two companies, Walker and Spencer, removed sand and gravel for sale. Section 29 was left ready for buildings, but farming was finished.

Section 32

Two brothers, Walter and the melliflously named Percival Parmenter, operated a greenhouse in 1930. It was west of Crooks (south of Meijer Drive and north of 14 Mile). Officially that's part of today's Royal Oak. Look for Parmenter Blvd. in that vicinity today.





TROY HISTORIC VILLAGE
where history lives

Reinterpreting Spaces

You will begin to see some changes around the Village over the next year. We are currently in the process of researching and rethinking some of the spaces in our historic homes and buildings. We hope to pull items from our collection storage and find new items (through donations or purchases) to better tell the stories our buildings hold.



The Town Hall is one of the first spaces we want to focus on in our reinterpretation. The building was originally the Troy Union School, but at the Village we interpret it as the

similarly sized Old Township Hall. We are hoping to give it more of a Township Hall feel by adding maps, ledgers, and voting materials. This recently donated 19th century step-back is exactly what we were looking for to start the process! Because we still want to use the space for our school field trip tin program, we're also in search of a 18-19th century cabinet or wardrobe to hold our tin items.



This oversized cup may have been used for holding chocolate syrup or as an advertising piece. As we search for items to fill the General Store shelves donations like these will give you more inspiration on your next "shopping" trip through time (director used for scale only).



These donated samplers are the perfect items to help fill the Caswell House walls. We are also looking through collection storage for a center table, books, and other items that will give the house a little more visual interest. What items would you like to see in our 1860 setting?

Watch this space! Have you ever noticed the Parsonage has two doors just inside the porch? That is because the Parsonage needed to be both the home and the office of the church minister. We are currently interpreting the space as a second parlor, but are researching Reverend Bennett, his



family, and homes in the early 1920s to turn this space into his office. Some of your favorite parlor furnishings will shift into the first room. How many of us used our homes as offices in the 2020s? How might Rev Bennett's look different from your own office? Check back to find out!

MARCH 2023

- March 1 **Cheddar's Story Time** 10:30am
- March 2 **Thursday Walking Group** 5:00pm
- March 4 **Maple Syrup Sales** 9:00am-3:00pm
- March 9 **Thursday Walking Group** 5:00pm
- March 11 **Maple Syrup Sales** 9:00am-3:00pm
- March 12 **Constitution Café** 2:00pm
- March 16 **Thursday Walking Group** 5:00pm
- March 18 **Maple Syrup Sales** 9:00am-3:00pm
- March 23 **Thursday Teas** 2:00pm
- March 23 **Thursday Walking Group** 5:00pm
- March 24 **Spring Egg Hunt** 4:00pm-8:00pm
- March 25 **Spring Egg Hunt** 11:00am-3:00pm
- March 27 **Preservation Conversations** 2:00pm
- March 30 **Thursday Walking Group** 5:00pm

APRIL 2023

- April 2 **Constitution Café** 2:00pm
- April 5 **Cheddar's Story Time** 10:30am
- April 5 **Watercolor: Birds & Blooms** 4:00pm
- April 6 **Thursday Walking Group** 6:00pm
- April 12 **Watercolor: Birds & Blooms** 4:00pm
- April 13 **Thursday Walking Group** 6:00pm
- April 16 **Blacksmithing Sampler** 12:30pm
- April 19 **Watercolor: Birds & Blooms** 4:00pm
- April 20 **Thursday Walking Group** 6:00pm
- April 23 **Blacksmithing Adult-Child x3** 1:00pm
- April 24 **Preservation Conversations** 2:00pm
- April 26 **Watercolor: Birds & Blooms** 4:00pm
- April 27 **Thursday Teas** 2:00pm
- April 27 **Thursday Walking Group** 6:00pm

MAY 2023

- May 3 **Cheddar's Story Time** 10:30am
- May 3 **Watercolor: Birds & Blooms** 4:00pm
- May 4 **Thursday Walking Group** 6:00pm
- May 10 **Watercolor: Birds & Blooms** 4:00pm
- May 11 **Thursday Walking Group** 6:00pm
- May 13 **Basic Blacksmithing Level 1 x6** 10:00am
- May 13 **Supper with a Soldier** 4:00pm-8:00pm
- May 17 **Watercolor: Birds & Blooms** 4:00pm
- May 17 **Basic Blacksmithing Level 1 x6** 6:30pm
- May 18 **Thursday Walking Group** 6:00pm
- May 19 **Cemetery Tour** 2:00pm
- May 20 **Cemetery Tour** 2:00pm
- May 21 **Constitution Café** 2:00pm
- May 22 **Preservation Conversations** 2:00pm
- May 24 **Watercolor: All Ages Pop-Up** 4:00pm
- May 25 **Thursday Teas** 2:00pm
- May 25 **Thursday Walking Group** 6:00pm
- May 29 **VILLAGE CLOSED Memorial Day**



Classic Car – Gloria at one of the first Traffic Jams, held at the Troy Historic Village.

Celebrate the Life of a Cornerstone: Gloria Anderlie

by Elizabeth Thornburg, Curator

Gloria (Bonino) Anderlie, one of our Cornerstone Troy Historical Society members, passed peacefully in her sleep on the morning of Monday, November 28, 2022. She was 96.

Her daughter, Kinda Hupman, has been a familiar face at the Village in years past, and Gloria and Don Anderlie were both long-time active members of the Troy Historical Society, from the earliest days until Don's death in 2009, and Gloria continued for some time afterwards at a slower pace.

Gloria was a lifelong member of the Troy community, a graduate of Big Beaver High School, and a deeply avid collector of Troy's History. After Gloria went into full-time care, her family donated a large collection of materials focused on mid-late 20th century Troy and the surrounding area, which our intern Andrea has just finished organizing with a finding guide.



Gloria, Kinda, and Don Anderlie on the prize winning Troy Historical Society Parade Float, 1971.

- Kids & Families
- Health & Wellness
- Adults & Seniors
- Artisan-led Class
- Community Events



Spring Egg Hunt

March 24, 4:00-8:00 & March 25, 11:00-3:00

Early registration: \$7/THS Member or \$9/Non-member

At the door: \$8/THS Member or \$10/Non-member.

Free for Children under 2

Hop on over for an EGGstra special day at the Village. Collect eggs to trade for goodies, make a craft, get your exercise with our HOPstacle course, and more! Event has outdoor elements, so please dress accordingly.

Sponsored by Genisys Credit Union



Maple Syrup Time

Saturday, March 4, 11, and 18 | 9am-3pm | Stage Nature Center

Join us at Stage Nature Center for Maple Syrup Time! Sample Michigan maple cream, syrup, and maple cashew crunch during your visit. Purchase these and other maple-infused products to take home. Program registration information is available at troynaturesociety.org. Michigan maple products will also be available for purchase beginning in March at the THV Village Store.

Watercolor Pop-Up for All Ages!

Wednesday May 24 | 4:00pm-6:00pm | All ages

THS Members: \$40 | Non-members: \$45

This watercolor class is fun for all ages! Artist and art teacher Megan Swoyer guides students of all experience levels in creating their own "Doodle-Do!" watercolor rooster painting. All supplies are provided. Students under age 10 must be accompanied by an adult (adult is not required to take the class).

Cheddar's Preschool Story Time

10:30 am | Ages 2-5 accompanied by an adult

Register: 248.524.3570 or www.TroyHistoricVillage.org


THS Members: \$5/child, \$3/adult

Non-members: \$6/child, \$4/adult

Join Cheddar the Village Mouse and Mrs. Laura for story time, a monthly program for preschool-aged kids featuring stories, games, activities, songs, crafts, and snacks that connect with each month's theme. Themes, stories, and activities are carefully chosen to be age appropriate and help kids have fun while they develop skills and learn about the world around them. Approximately 60 minutes long. Sponsored by Troy Women's Association

- **March 1: "Up in the Air" with Cheddar!** We'll read *Curious George and the Hot Air Balloon*, catch some bubbles, and play with flying machines. Make a kite in the clouds craft with cotton balls and bowtie pasta for more "up in the air" fun.
- **April 5: Dinosaurs!** Everyone gets to take home a small plastic dinosaur. We'll read *How Do Dinosaurs Eat Their Food?*, count and make patterns with tiny colorful dinosaurs, play a matching game with dinosaur cards, create a dinosaur craft, and look for fossils in the sand.

- **May 3: We'll read *Whose Garden Is It?***, and do a little gardening of our own! We will plant beans in soil to take home, create flowers with different numbers of petals out of buttons, play with plastic bugs in a pretend garden, and other fun gardening activities. Our snack will be "dirt cups" made from pudding and gummi worms.



Blacksmithing Sampler

Sunday April 16, 12:30-2:00pm | THS Member: \$48 or Non-member: \$58
Step alongside the Village forge and discover what it's like to "make the anvil ring!" Learn 4 basic hand forging techniques while making your own square tapered nail as it was done centuries ago. Ages 10 & up.
No prerequisite.

Adult-Child Blacksmithing: Fire Forks & Wagon Wheels

Sundays April 23 – May 7, 1:00-3:00pm | THS Member: \$275/pair or
Non-member: \$325/pair

Together the two of you will learn how to "split a fork" for hotdogs and s'mores and make a wooden fork handle from an authentic old wagon wheel spoke! Discover the world of traditional blacksmithing as you learn 7 basic hand forging techniques. Child partner must be 10 years or older. No prerequisite.



Book Your Own Adventure: Scouts and Homeschools

Individuals, families, homeschool groups, and scout troops/packs will enjoy these engaging, educational programs, available to book upon request. Please call 248-524-3598 to speak to our teaching team or email ypd@thvmail.org.

Family Field Trip

Price: \$9/person | Approximately 120 minutes

Bring your family and a few friends to enjoy some of our most popular field trip activities in small group settings. Students will go back in time to experience chores/cabin life and make a candle to take home.

Shopping Back-in-Time

Price: \$9/person | Approximately 60 minutes

Visit the Village and join our costumed interpreters as they lead you through a make-believe shopping trip at our 1910s general store. Students will be given various scenarios involving math, history, and economics (such as needs vs. wants, scarcity, bartering, and incentives). Children will also be given an old-fashioned candy or toy to take home!

Tin Crafts

Price: \$9/person | Approximately 60 minutes

Learn about the importance of tin products in the 1800s as well as today's households. You'll also learn about the job of a tinsmith. Children will be taught how to punch patterns on tin and make crafts to take home.

Pioneer Kids: Chores

Price: \$9/person | Approximately 90 minutes

Learn about life in a cabin on the frontier. Kids had a lot of chores to do back then; get hands on with history as you spend time in a log cabin and experience the life of a pioneer kid by doing the chores they would have done. Appropriate for 1st grade and older.

Letterboxing

Price: \$9/person | Approximately 60-90 minutes

Find clues leading to hidden "letterboxes" all over the Village. You'll create your own personalized stamp, then trade and collect stamp images as you follow the clues. Remind you of geocaching? Ages 7 and up (readers). Meets "Letterboxer" merit badge requirements.

Playing the Past

\$9/person | Approximately 90 minutes


Be a student in the one-room school. Spend time in our Log Cabin while the fire blazes. Try chores from the past like making butter and carrying water with a yoke. Have some old-fashioned fun! Meets "Playing the Past" merit badge requirements.

Scouts Woodworking

Available upon request with minimum 3 weeks-notice

\$8/adult, \$11/scout | Approximately 90-120 minutes

Cut, hammer, and build as Cadette Scouts and Bear Scouts make an individual project, and one birdhouse for the den or troop. To schedule your troop or den, please give at least three weeks' notice for us to prepare materials. Meets GS Cadette "Woodworker" and Cub Scout "Baloo the Builder" belt loop requirements.



SPRING ADULT & SENIOR PROGRAMS AT THE VILLAGE

Cemetery Tour: Voters and Veterans of the 20th Century

May 19 or 20, 2:00pm-4:00pm

THS Member: \$12 | Non-Member: \$15

Find and commemorate those who protect our democracy! Troy Historic Village staff members guide you to stories and final resting places of women voters from the 1920s and veterans of four major U.S. conflicts. This program meets at White Chapel Memorial Park Cemetery and requires walking over uneven ground and periods of standing. Appropriate for ages 7 and up.



Supper with a Soldier

Saturday May 13, 4:00pm-8:00pm

THS Member: \$22 | Non-Member: \$25

Experience the sights, sounds, and smells of the American Civil War. See how soldiers cooked, ate, slept, marched, and entertained themselves during the war. Civilian reenactors will show what life was like on the homefront. Ticket price includes a meal inspired by recipes of the era.

Constitution Cafés

Sundays, 2pm | FREE

Utilizing the Socratic Method of inquiry, engage in civil discourse to explore different aspects of the Constitution each month.

Sponsored by the Oakland County Bar Foundation. Join us on select Sundays:

- **March 12:** Second Amendment: The Right to Bear Arms
- **April 2:** Third and Fourth Amendments: "No quartering Soldiers" and "The right of the people to be secure"
- **May 21:** Fifth Amendment: Common Law Rights



Thursday Teas

2pm | THS Member: \$9,
Non-Member: \$10

Join us on select Thursdays each month for history talks led by guest presenters or Village staff on a variety of topics. Sponsored by Oakmont Manor and Oakmont Sterling.



- **March 23: Great Girls in Michigan History**
Former *Michigan History* editor Patricia Majher shares entertaining stories from her award-winning book, *Great Girls in Michigan*, about women from Michigan's past who did amazing things before they turned 20.
- **April 27: Federal Writers Project**
One of the most unique of Franklin Roosevelt's New Deal Programs was Federal One, designed to create work for unemployed artists, musicians, actors, and writers during the Great Depression. Historian Jim Craft shares the history of the Federal Writers Project with a special focus on The American Guide Series this initiative produced.
- **Golden Age of Television**
Join THV history interpreter Tom Arwady as he discusses the invention of television and how it became the dominant media in the 1940s-1960s. We'll delve deep into trivia on several genres of early television, such as variety shows, sitcoms, westerns, cartoons, as well as news and commercials.



Preservation Conversations

Mondays, 2pm | THS Member: FREE | Non-Member: \$7

Do you enjoy old houses, good stories, history, and great places to visit locally and nationally? Come join the conversation as we learn more about preserving and utilizing our historic assets! Program takes place inside 1837 Niles-Barnard House at the Village. Join us on the fourth Monday of the month for the following topics:

- **March 27: Local and National architect Minoru Yamasaki**

Did you know the nationally known architect of the World Trade Center was a Troy resident? We'll talk about his style and buildings you can visit nearby!

- **April 24: Dr. Ted and HP**

Dr. Ted Ligibel will share the growth of the Historic Preservation movement through the lens of his career from grassroots efforts to chairing the Historic Preservation department at Eastern Michigan University.

- **May 22: Greek-mania!**

We'll look at how world politics around 1800 created an architectural style we see across American and right here at the Troy Historic Village—the Greek Revival.



Thursday Walking Group



Thursdays | FREE | 5:00pm in March | 6:00pm in April and May
Weekly walks cover a variety of scenic 1.5-3 mile routes in or around Troy. Program is free, and all ages and levels of fitness are welcome! For meeting locations, visit <https://www.troyhistoricvillage.org/programs/walking-group/>. Sponsored by Corewell Health



Watercolor Classes: Birds and Blooms

Wednesdays April 5 – May 17 | 4:00pm-6:00pm

THS Members: \$40/class or \$235/7-class series

Non-members: \$45/class or \$285/7-class series

Artist and art teacher Megan Swoyer guides students in using a variety of watercolor techniques to create colorful paintings of birds and flowers this spring. No experience is necessary; all supplies will be provided. Each class will focus on a different subject, from bluebirds to poppies, so you can choose to sign up for just one class or take a few of them; a discount is available if you register for all seven! Ages 16 and up.

Basic Blacksmithing Level 1

Choose from:

Saturdays May 13-June 17, 10:00am-12:30pm

Wednesdays May 17-June 21, 6:30pm-9:00pm

THS Member: \$310 or Non-member: \$360

During this six-week introductory course focusing on the fundamental processes of traditional blacksmithing, you will learn 12 basic hand-forging techniques as you make your own trowel. Learn how to properly swing a hammer, operate a coal forge, and pump a centuries-old bellows. Ages 12 & up. No prerequisite.

Basic Blacksmithing Level 2

THS Member: \$310 or Non-member: \$360

Build on the skills taught in Basic Blacksmithing Level 1 as you forge a pair of tongs! In this 6 week course you will learn the technique of shouldering and take on the challenge of creating mechanical movement. Focus will be on developing control and consistency of hammering techniques. Ages 12 & up. Prerequisite: Basic Blacksmithing Level 1. Classes are forming now, visit [TroyHistoricVillage.org](https://www.troyhistoricvillage.org) to add your name to the scheduling list.

Basic Blacksmithing Level 3

THS Member: \$310 or Non-member: \$360

In this 6 week course you will design and forge a table trivet. Emphasis will be on developing both physical and visual balance within your trivet. You will learn how to use a spiral jig to make design elements to be woven and connected by lap joints and flush rivets, while creating your own composition. Ages 12 & up. Prerequisite: Basic Blacksmithing Levels 1 & 2. Classes are forming now, visit [TroyHistoricVillage.org](https://www.troyhistoricvillage.org) to add your name to the scheduling list.

Become a Villager Today!

Support quality, engaging education for all ages and enjoy

- Free Admission to the Village
- Discounts on Public Programs
- Quarterly Village Press and regular news updates
- An invitation to the Annual Members Meeting and Ice Cream Social
- Additional benefits for each level as listed

YES! I want to be a Villager. Please process my Troy Historical Society membership at the following level:

- \$35 Individual**
Additional benefits include 2 “plus one” passes to select programs so you can share the Village with a friend and 10 complimentary high-resolution scans to start your family archive
- \$55 Household** (*Up to 6 adults and/or children*)
Additional benefits include a 10% discount on a Simple Event Rental or Cheddar Birthday Party
- \$150 Patron** (*Up to 6 adults and/or children*)
Additional benefits include 2 tickets to the annual Barnard Bash, 1 free Group Gather for your business or social group OR 10% discount on a Simple Event Rental or Cheddar Birthday Party
- \$350 Barnard Benefactor** (*Up to 6 adults and/or children*)
Additional benefits include 4 tickets to the annual Barnard Bash and 1 free Workshop Rental for your business or social group

Name: _____

Address: _____

Phone: _____

Email: _____

Please Email my quarterly Village Press

Already a Villager?

I would like to make an additional donation to the Troy Historic Village.

Please put \$ _____ towards the general fund to support preservation and programs at the Village.

Payment Options:

Enclosed Check / Check # _____

Call the Village at 248-524-3570 or visit www.troyhistoricvillage.org/membership to pay by credit card

Return completed form & payment to:
60 W. Wattles Road, Troy, MI 48098
Make checks payable to: Troy Historical Society

Troy Historic Village
Troy Historical Society
60 W. Wattles Road
Troy MI 48098

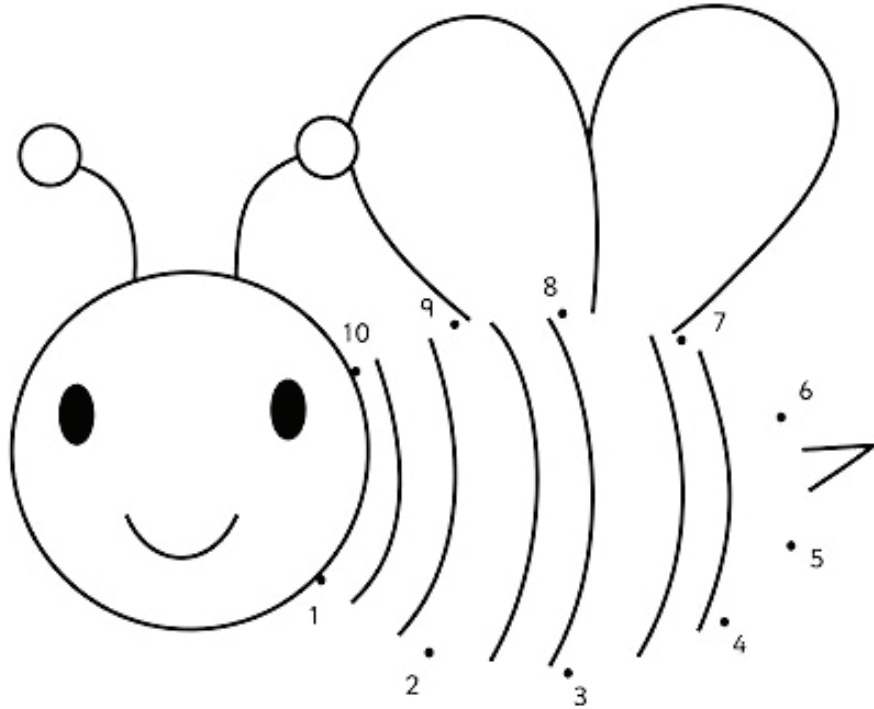
Village Critter Corner



What is this? This is Critter's Corner!

These are pages of fun just for the youngest Villagers in each household. Some activities you might do with a pencil or crayons. Others might mean a stroll outside, or observing and counting, or taking a selfie when you go somewhere with an adult. Look for Digger the Groundhog and Cheddar the Mouse to find puzzles and other fun things to do in every issue of the Village Press!

Look around the edge of this page;
circle the matching butterflies or color them the same way



Look around outdoors this spring and check off any of these things you notice:

- | | |
|--|--|
| <input type="checkbox"/> little flowers sprouting up from the ground | <input type="checkbox"/> someone out taking care of plants |
| <input type="checkbox"/> anyone out flying a kite | <input type="checkbox"/> people wearing light coats or sweatshirts |
| <input type="checkbox"/> anyone playing with a baseball or mitt | <input type="checkbox"/> birds singing |
| <input type="checkbox"/> buds on trees | <input type="checkbox"/> baby birds or other baby animals |
| | <input type="checkbox"/> butterflies on the flowers |

What other changes do you see now that it is the spring season?



Color the word CHANGES – You could use bright colors or even patterns.

changes



Spring Scramble

Help Digger unscramble these words. They're all names of artifacts here at our museum.



rhyecr nrteso _____

lpterghae _____

ndah olwp _____

cei aermc kemra _____

yrtlsac daoir _____

vliwes sorate _____

ernhruca tlenarn _____

taptoo netlpra _____


cdnael ldom _____

wpryeetri _____

traryo nleheetp _____

Farmers in Springtime

T	V	W	G	C	L	E	A	N	T	O	O	L	S	S
B	T	E	N	D	T	O	A	N	I	M	A	L	S	C
T	S	R	T	W	T	Z	V	E	J	A	T	G	O	K
Z	Y	M	C	S	H	F	F	S	Y	K	B	Z	P	N
T	T	A	P	T	R	E	E	S	B	E	B	Z	L	T
D	T	I	X	P	F	U	R	F	U	M	A	P	O	S
A	T	E	D	U	I	D	T	E	Q	A	D	L	W	J
C	E	V	B	U	X	D	I	Z	C	P	X	A	F	L
U	S	E	A	W	F	G	L	B	F	L	N	N	I	F
X	T	J	G	E	E	B	I	R	D	E	E	T	E	X
Y	S	W	C	E	N	A	Z	Z	H	S	D	S	L	V
Q	O	A	W	D	C	P	I	S	B	Y	I	E	D	V
C	I	J	Y	I	E	Z	N	J	I	R	J	E	S	A
K	L	P	R	N	S	R	G	W	H	U	P	D	E	W
O	C	T	I	G	D	P	P	T	G	P	P	S	B	T



Digger's Detectives

The farmer in this photo is using a tool in springtime. Can you guess the tool's name and how it's used?

Hint: look at the other things on the ground.

Find 10 words or phrases that tell what pioneer farmers did in the spring. Words may be vertical (up and down) or horizontal (side to side).

HISTORY ADVENTURES



Wake up, Digger!



Groundhogs come out of hibernation in spring, as soon as the temperatures of the ground and air start rising. This usually happens in early February, around Groundhog Day!



When they wake up, groundhogs remember they haven't eaten for five months. Groundhogs will eat a lot in the spring, especially when they must feed their newborn babies. They feed on plants, twigs, grasses, flowers, and weeds. Adult groundhogs can eat up to a pound of plants a day! They may even climb trees to get leaf buds or fruit.

Spring is also the only time of year that groundhogs live together in the same underground burrows. If a burrow is on your property, then multiple groundhogs could really mess up your yard or garden!

We've had trouble at the Village with groundhogs eating our garden fruits and vegetables, but Digger always asks first and says, "please" and "thank-you!"

This is a POTATO PLANTER. Hand/foot-operated planters have long handles attached to a hinged "beak." You put a tuber (potato) in the beak and then step on the base with your foot to bury it in the ground. Soon new potato plants will grow!

Spring Scramble Answer Key: Across: cherry stoner, telegraph, hand plow, ice cream maker, crystal radio, swivel toaster, hurricane lantern, potato planter, candle mold, typewriter, rotary telephone

